

LOCABOAT

holidays[®]

Captain's handbook



I 2021

Please read through before starting the journey!





Contents

04 SAFETY ON BOARD

11 KEY INFORMATION ABOUT YOUR CRUISE

22 CONTACT DETAILS OF YOUR DEPARTURE BASE

France

Germany

Holland

Ireland & Italy

32 HOW DO I GET THERE?

36 NAVIGATION TIPS

42 LOCKS

45 LOCAL WATERWAY RULES AND SPECIFICITIES

France, Germany, Holland

Ireland, Italy

47 INVENTORY OF BOATS



Safety on board

SAFETY INSTRUCTIONS



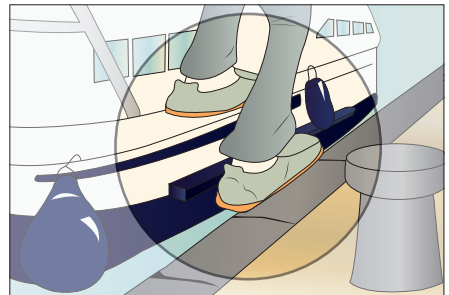
Remember to wear appropriate shoes.



Never forget to hold the boat with one hand and keep the other one free.





Do not try to stop the boat with your feet or hands.







Be careful when you use the boat hook; never keep it in front of you.




Never tie ropes across the towpath, walkers and cyclists might get hurt.



Do not roll a mooring rope up around your wrist or ankles.




Be attentive to your mooring ropes. Take care of them; keep them tidy and well arranged.



Children and animals should stay inside the boat and be supervised while passing through a lock.




All boats are provided with extinguishers. Check their position during the introduction at the base.



Children always have to wear their life jackets on the boat's deck.



Please follow the navigation rules and advices the Locaboat team gives you before departure.








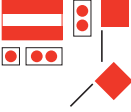



















Children need to be supervised while in the water.




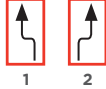
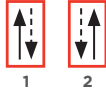
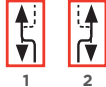




Attention

Life is peaceful along the canals, but it's still important to take precautions and follow basic security rules. To avoid theft, make sure you always lock the boat and the windows, and don't leave valuables in sight or anything that will attract the attention of thieves when you leave the boat unattended or at night. Before you set off, check that your boat's doors, latches, windows and hatches are working properly.







KEY SIGNALS

VISUAL SIGNALS

  1 2	<p>(Signals or lights)</p> <p>1 Passage allowed in both directions. 2 Passage allowed, forbidden from the other direction (one way only).</p>
 	<p>(Signals or lights)</p> <p>Passage allowed.</p>
 	<p>Passage recommended through marked space.</p>
 	<p>(Signals flags or lights)</p> <p>Passage forbidden (2 red lights one above the other mark a long standing prohibition).</p>
	<p>Passage forbidden except for small engineless crafts.</p>
	<p>Entry forbidden in the harbour or main waterway (passage forbidden).</p>
 	<p>Passage forbidden outside marked space.</p>
 	<p>Passage forbidden but get ready to go ahead (start the engine).</p>
  1 2	<p>Direction:</p> <p>1 compulsory 2 recommended</p>
   1 2 3	<p>You are obliged to:</p> <p>1 stop 2 sound your horn 3 watch for a danger ahead</p>
   1 2 3	<p>Decrease:</p> <p>1 of depth 2 of headroom 3 of width</p>
   1 2 3	<p>1 Special limitations 2 Maximum speed in km per hour 3 Distance from the bank</p>
	<p>Ferry with restricted movements.</p>
	<p>Motorised boats forbidden</p>

 1 2 3	<p>1 Forbidden to overtake or cross 2 Forbidden to overtake 3 Don't apply to river yachting</p>
 1 2 3	<p>It is forbidden to :</p> <p>1 Stop 2 Anchor 3 Moor</p>
	<p>(Signals lights or flags)</p> <p>Don't create backwash.</p>
 1 2	<p>You must head for the channel on:</p> <p>1 Port side 2 Star board side</p>
 1 2	<p>You are to keep to the channel on</p> <p>1 Port: keep to your left 2 Starboard: keep to your right</p>
 1 2	<p>You are required to cross the channel:</p> <p>1 to port 2 to starboard</p>
	<p>End of prohibition or limitation</p>
	<p>Different marker buoys/port side for going upstream</p>
	<p>Different marker buoys/starboard for going upstream</p>
	<p>Entry into navigable waters.</p>

SOUND SIGNALS

	<p>Warning</p>
	<p>Coming to star board.</p>
	<p>Coming to port.</p>
	<p>Backing</p>
	<p>I can't manoeuver</p>
	<p>Collision imminent</p>

SAFETY

Your boat is duly registered by an official insurance company as well as by the authorities. It meets all the security conditions required by the law.

You must however also contribute to the active safety of your boat and its crew:

- by taking the precaution of keeping your children and your animals inside the boat while going through a lock or mooring.
- by wearing suitable shoes.
- by keeping the boat tidy.
- by taking care to roll up your ropes after each manoeuvre.
- by taking care while jumping off the boat.

- by explaining your crew that they should never roll a mooring rope up around their wrist or ankle or try to stop the boat with their feet.
- by never keeping the boat hook in front of yourself.

Attention

Never forget to hold the boat with one hand and keep the other one free.

INVENTORY OF SAFETY EQUIPMENT

EXTINGUISHER

Each boat is provided with extinguishers. **Check where they are** together with our technician during your introduction on the base. If you have to use them during your cruise, please don't forget to inform our staff when you return the boat.

ANCHORS

All boats are equipped with an anchor which would be your safety aid in the situation of a breakdown or of a wrong manoeuvre near a dam. Before throwing the anchor over board, first make sure that the rope or the chain is firmly attached to the boat.

Let it unwind to the maximum (approx. 30 m). **Never use an anchor in a canal.**

LIFEBUOY AND LIFE JACKET

All boats are supplied with a lifebuoy and sufficient life jackets. If you travel with children, request life jackets adapted to their size (starting from 10 kg) at your departure base.



Order children's life jackets 10-15 days before your departure on penichette.com



IN CASE OF AN ACCIDENT

Please call the base immediately; our employees will help you and give you all the instructions and, if necessary, will send someone out to help you. In case of an accident with a third party, it is the captain's responsibility to fill in a report (an original form is in the boat manual), not forgetting to note names and addresses of the witnesses.

Attention

- Like on the road, never sign a declaration admitting your responsibility.
- Immediately take a picture of the boat after the accident, in particular of the damage on both boats.

In case of doubt or disagreement, it is better to wait for a member of our base or someone from the police. In a lock, you have the right to ask for a report on the accident to the lockkeeper.

IN CASE OF A BREAKDOWN

Breakdowns are rare but can happen. They can be of any nature: engine, electric or heating problems, for instance.

If a breakdown occurs, call your base immediately. Outside opening hours and during lunch break you will be connected to an answering machine.

Even if you only reach the answering machine, please leave a message. The answering machine is checked regularly. **After 6 pm your call will be answered the following morning.**

Please give the following information when you call:

- Your name and the name of your boat,
- Your precise location (if possible with kilometer indication written on the river guide),
- The nature of the breakdown (according to your observations),
- A phone number, where you can be reached and the time of your call.

It is generally advised to **leave a mobile phone number on your arrival** so that we can contact you in any case. A technician will come as soon as possible, please be patient and give him enough time to come over.

Do not try to fix the problem yourself.

In any case, do not hesitate to contact the base. Please remember that the assistance service is included in the hire price and that our staff is at your service during opening hours. Some problems can be solved directly by phone.

If the breakdown doesn't prevent you from cruising, we will make an appointment, to avoid unnecessary waiting time. After our technician has fixed the problem, he will fill out a form and ask you to sign it. You can leave your comments if you have any.

Problems with the engine:

A light and/or sound alarm is present on the dashboard.

- If this should happen, approach the nearest bank immediately and turn off the engine.
- Wait a few minutes to allow the engine to cool down then start to turn on the engine again.
- If the alarm starts again, call the base.



Problems with the propeller:

Whatever the waterway, it can happen that a plastic bag or a branch is caught in the propeller or even one of your ropes... In these cases, most of our boats have an easy access to the propeller.

- Turn off the engine, turn off the battery switch and take out the key.
- Open the propeller trap door, be careful that no water comes into the boat, take a good knife and cut everything caught around the propeller.
- Do not forget to close the propeller access before setting out again. While the boat is moving, check that water does not infiltrate by the trap door.

Attention

Onboard batteries for power supply have a limited capacity.

Please make sure you do not use electricity if unnecessarily.

Do not connect devices such as hair dryer or coffee machine unless you are plugged to shore power.



Key information about your cruise

OPENING HOURS ON DEPARTURE DAYS

Formalities and boarding take place on departure day from 2 to 6 pm, depending on the customers' time of arrival and the boat's readiness. There is no point in arriving before 2pm because boats are returned and cleaned in the morning.

Equally, if you think you are going to arrive late, it's necessary that you ring the base to let us know. If we're aware, and you're only a little delayed, we will stay until you get there.

In Mâcon, it is essential to inform the base in case of a delay because you will not be able to access the marina without a digicode.

If you're going to be very late, we will give you

instructions about going on board, and we will do the check- in the following morning.

The bases are open on the departure days between 9 am and noon. People arriving by plane or train can come and leave their luggage. Checking in or out outside opening hours can only be done with prior agreement of the departure base.

Some bases have particular opening hours (please see details in the chapter "Contact details of your departure base"): Chioggia, Valence-sur-Baïse, Melesse.



We suggest to empty your suitcases straight away and put them back in your car; otherwise they will take up valuable storage space on board.

If you come by train or plane, ask the base to keep your suitcases until your return.

FORMALITIES AND BOARDING

As soon as you get to the base, go to the office with your paperwork. It will take between a quarter and half an hour to sort out the following formalities. Optional services must be paid at the base before your departure. Our office staff will be delighted to advise you about your cruising

plans, and they will also inform you about any event which might affect the waterways. Once the paperwork is done, you will be shown your boat, and you'll be able to stow your belongings.

Before you cast off, check the inventory of your boat, the fenders and the safety equipment. Please notify us immediately if something is broken or missing.

IMPORTANT FORMALITIES

- Hiring contract
- Temporary boating permit ("Carte de Plaisance" in France or "Charterschein" in Germany).
- "Inclusive Pack" or damage deposit / damage waiver
- Fuel advance
- Boat handling - theory and practice

OPTIONAL SERVICES

- Parking space
- Bicycles
- Dinghies hiring
- Cleaning service
- Extra charge for pets
- Car transfer in case of a one way
- Wifi in France, Holland, Germany and Italy
- Shopping basket
- Stand up paddle hiring in Germany and Holland
- Early check in / Late check out

INTRODUCTION TO THE BOAT

When you've unpacked your belongings, **a technician will come on board to explain the engine and the boat's equipment.** If you are unsure of anything, please ask for further explanation.

The technician will then train you to steer the boat.

Do remember **there may be several other boats starting on the same day as you,** so please be patient and remember that

the staff can't look after everybody at the same time. Relax on board and please wait your turn. You should never expect to do any cruising on the first day; you will generally **spend the first night at the base.** Expect all these preliminaries **to take about two hours,** and consider this time as part of your holiday! In Germany, you should plan to arrive at the base before 3pm as the initiation is longer. The captain's initiation is included in the hire price but other crew members willing to take the course will be charged €25/pers.

PETS

Dogs and other pets are welcome on our boats. Make sure that your pet is vaccinated and bring all the necessary items your pet requires ; (you won't find anything on board or at the departure base). We also would like to remind you that in France it is obligatory to transport your pet in a box you bring along when taking

a taxi. Please make sure that your pet is not sleeping on the bed covers. An extra cleaning fee will be charged if bed covers are dirty.

Price per pet: €40.

PARKING

Nearly all our bases can arrange **an enclosed and/or covered car park** (see information about your base). For some of our bases, there is limited space, in particular for covered parking, caravans and camping cars. Therefore it is recommended to book your parking space in advance.

Please note that our bases do not take responsibility for theft, loss or damage to your car while it is parked. **Parking is always at the owner's risk.**

We do NOT accept responsibility for any injuries to people either. Do not forget to lock your car and to switch the radio and lights off.

You will find all price information in the chapter "Contact details".



If you would like to return to the base **outside our departure days** (e.g. to pick up your car), please do call the base and organise an appointment, it could be closed otherwise.

PARKING	France, Holland and Germany (depending on the base)			Ireland	Italy
	Not enclosed, not guarded	Enclosed, not guarded	Enclosed, guarded	Enclosed, not guarded	Enclosed, guarded
WEEK-END	free	€ 15	€ 21	free	€ 24
WEEK	free	€ 35	€ 49	free	€ 56
EXTRA DAY	free	€ 5	€ 7	free	€ 8

Prices for passenger cars. Camping cars/cars with trailer pay the double price (on demand).

DIESEL-FUEL ADVANCE

On departure, your diesel tank will be full.

According to the type of boat and the region, a full tank guarantees at least 15 days of autonomy. When returning your boat, we will fill it up ourselves in order to avoid a long queue at the petrol station and simplify your check out. The consumption is calculated according to the number of hours you cruised, shown by the time meter in the boat. If you cruise longer than 15 days, our team will tell you how to proceed.

• **On departure**, the base will ask for an **"advance on fuel"** based on your length of stay which will be deducted at the end of your cruise. You don't have to pay the advance if you choose the "Inclusive Pack".

- **In 2020 the average cost per day** varied between €20 and €40 depending on the boat model.
- **The heating and hot water** of some Penichettes and Europas is produced by diesel. A separate time meter is provided for the boiler (heating costs are very variable according to the season and the temperature you wish to have on board).
- Fuel cost per hour is displayed in all our bases but can be modified at any moment, depending on the fuel price.

FUEL CONSUMPTION

BOAT TYPE	P935 P935W	P107W P106FB	P950E	P1020FB P1022FB	P1120R	P1260R	P1500R	P1165FB	P1180FB	P1400FB	P1500FB	E300/400 E500/600	E700	LINSEN 34,9	NEW CONFLY
FUEL CONSUMPTION (L/h)	3,0	3,5	4,5	3,8	4,0	4,5	5,0	4,0	4,2	4,8	5,1	4,8	5,0	5,0	4,5

INSURANCE AND DAMAGE DEPOSIT

BOAT INSURANCE

Our fleet is insured against accidents caused to third party by our boats or suffered by themselves (i.e. collision with another boat or a building).

In case of an accident, the captain remains though fully responsible and financially liable for all damages, losses, recourses and resulting repairs if serious breaches are noticed such as :

- Deliberately breaking navigation rules
- Driving while drunk, under the effects of drugs or substances affecting consciousness or capacity to react
- Misleading declaration

Please note also that passengers on board, their personal effects and their civil liability are not covered by the boat's insurance.

On departure day, you can opt for a damage deposit or a damage waiver. In both cases, you will be asked for a credit or debit card imprint to cover any fine or cost related to the insurance guarantees' exclusions (see below).

DAMAGE DEPOSIT

The damage deposit is a fixed sum (€1500 or €2000) requested per boat. In case of an accident, the captain remains financially liable up to this amount of money to cover the related repair costs. The damage deposit also ensures payment of due sums by the captain in case of an exclusion from the insurance guarantees. Otherwise, the deposit will be fully returned to the captain at the end of the cruise.

DAMAGE WAIVER

The damage waiver is a non refundable sum paid on departure day. In the case of an accident, there is no financial liability for the captain who is exempted from repair costs, except in case of an exclusion from the insurance guarantees.

If you subscribe to the damage waiver, the amount of money you will be asked for a credit or debit card imprint will be lowered down to €500.



EXCLUSIONS FROM INSURANCE GUARANTEES (see also our general conditions)

The following items **are not covered by the boat insurance nor by the damage waiver but at the customers charge:**

- Damages onboard that are not caused by an accident (ex : burnt work surface, torn curtains or mattresses, scratches on woodwork...)
- Deterioration, break or loss of boat's equipment or inventory that are not caused by an accident (crockery, gangway, fenders, seats, cushions...)
- Damages to railings, outside settee and biminis
- Breakdown service for blocked toilet caused by passengers
- Loss of hired bicycles
- Damages and charges for towing caused by running aground
- Abandonment fee for the boat

DAMAGE DEPOSIT - DAMAGE WAIVER

TYPE OF BOAT	Damage deposit	Damage waiver	
		2-9 days	10 days +
Pénichettes Classique*			
P.935 / P.935W	€ 1500	€ 90	€ 120
P.1107 / P.1107W	€ 1500	€ 95	€ 130
P.1106FB	€ 1500	€ 95	€ 130
Pénichettes Aft Deck*			
P.1120R	€ 1500	€ 105	€ 140
P.1260R	€ 1500	€ 120	€ 160
P.1500R	€ 2000	€ 135	€ 180
Pénichettes Évolution*			
P.950E	€ 2000	€ 105	€ 140
Pénichettes Flying Bridge*			
P.1020FB / P.1022FB	€ 2000	€ 120	€ 160
P.1165FB	€ 2000	€ 120	€ 160
P.1180FB	€ 2000	€ 120	€ 160
P.1400FB	€ 2000	€ 135	€ 180
P.1500FB	€ 2000	€ 150	€ 195

TYPE OF BOAT	Damage deposit	Damage waiver	
		2-9 days	10 days +
Europa			
E.300	€ 2000	€ 150	€ 195
E.400	€ 2000	€ 150	€ 195
E.500	€ 2000	€ 150	€ 195
E.600	€ 2000	€ 150	€ 195
E.700	€ 2000	€ 150	€ 195
Linssen			
Grand Sturdy 34.9	€ 2000	€ 150	€ 195

TYPE OF BOAT	Damage deposit	Damage waiver	
		Up to 7 days	Extra day
New Con Fly	€ 1200	€ 105	€ 15

CLEANING AT THE END

You must return the boat cleaned inside as well as outside.

If you do not wish to do it yourself, you can pay for our cleaning service. This means the staff of the base will take care of the cleaning. Nevertheless, we will ask you, before returning the boat:

- To clean the crockery and store it,
- To throw the rubbish in the rubbish bins

provided,

- To empty and arrange the closets and the drawers,
- To strip the beds.

If you do not respect the instructions above, we will have to put the amount of tow cleaning services on your account.

The cleaning service is included in the "Inclusive Pack".

BOAT TYPE	P.935 / P.935W	P.1107 / P.1107W / P.1106FB	P.950E	P.1020FB / P.1022FB	P.1120R	P.1260R	P.1500R	P.1160FB / P.1165FB	P.1180FB	P.1400FB	P.1500FB	E.300 / E.400 / E.500 / E.600	E.700	Linssen	New Con Fly
CLEANING SERVICE	€ 85	€ 85	€ 85	€ 95	€ 95	€ 100	€ 110	€ 100	€ 100	€ 110	€ 110	€ 100	€ 100	€ 95	80

INCLUSIVE PACK

This service is available on all our departure bases. It includes the damage waiver, unlimited diesel for navigation and heating (if your boat has a diesel heating system), cleaning at the end of your cruise and one bicycle (except for Italy). Below is the price table of the Inclusive Pack. The fee depends on your boat model, your destination and your length of stay. The Inclusive Pack can be booked and paid either when booking or at the base on your departure day.

A refundable deposit of 500 euros will be requested on the day of departure (same as for the damage waiver).

Please note also that before returning your boat you are expected to:

- Clean and store the crockery,
- Throw the rubbish in the rubbish bins provided,
- Strip the beds.

If not, we would have to charge you another "Cleaning Service".

"INCLUSIVE PACK" 2021

BOAT TYPE \ LENGTH	WEEK-END	MINI-WEEK	WEEK	EXTRA DAY
P.935 / P.935W	€ 200	€ 265	€ 350	€ 35
P.1107W / P.1106FB	€ 215	€ 290	€ 385	€ 39
P.950E	€ 245	€ 330	€ 440	€ 44
P.1020FB / P.1022FB	€ 240	€ 320	€ 430	€ 43
P.1120R	€ 240	€ 320	€ 430	€ 43
P.1260R	€ 250	€ 340	€ 460	€ 46
P.1500R	€ 280	€ 380	€ 520	€ 52
P.1165FB	€ 250	€ 340	€ 450	€ 45
P.1180FB	€ 250	€ 345	€ 460	€ 46
P.1400FB	€ 280	€ 380	€ 510	€ 51
P.1500FB	€ 290	€ 390	€ 530	€ 53
E.300/E.400/E.500/E.600	€ 280	€ 380	€ 510	€ 51
E.700	€ 290	€ 390	€ 520	€ 52
Linssen	€ 290	€ 390	€ 520	€ 52
NCF	-	-	€ 392	€ 56

This package is available in all countries and includes: damage waiver + diesel (engine/heating) + cleaning service + 1 bike.

In Italy: for stays of one week or longer only; bike not included.

Mini-week = Monday to Friday.



BICYCLES

Bicycles are a great complement to a cruise.

Bike lanes and towpaths along canals are very convenient to explore the surroundings or to do a little exercise during your cruise!

Bikes are also useful to go shopping in cities and villages near the waterways. It is better to book your bicycles in advance directly at your departure base. Of course we always try to provide the bikes ordered in advance, but cannot guarantee it.

Bicycles are not insured against theft or loss, you are responsible for them. In case of loss or theft, you will be charged €260 per bike.

Types of bikes available at our departure bases:

- Adult bikes : 24" or 26 " wheels, 3 or 4 speeds, mud guard, luggage carrier.
Baby carriers and attachable shopping

baskets available on request, free of charge.
No adult helmets available.

- Folding bikes : 16" wheels (no helmet, no basket available)
- Mini bikes for children : 16" or 18" wheels, single speed for children from 5 to 12. Helmets for children can be supplied for free. It is necessary to order them in advance.

Please note that:

- In Holland and Italy, as well as for our Linssen and European boats, we only offer mini-bikes.
- In Germany we also only offer mini-bikes and guarantee one bike per inclusive pack. All other bikes are given away according to availability.

BIKE \ LENGTH	WEEK-END	MINI-WEEK	WEEK	10/11 DAYS	2 WEEKS	3 WEEKS	4 WEEKS
CHILDREN	€ 15	€ 20	€ 30	€ 35	€ 45	€ 50	€ 55
ADULTS	€ 25	€ 35	€ 45	€ 70	€ 80	€ 90	€ 100

In Italy € 7/day

WIFI (FRANCE, GERMANY, ITALY AND THE NETHERLANDS)

Stay connected during your boating holiday! Most of our bases in France, Germany, Netherlands and Italy provide wi-fi modems for hire. These will enable you to connect all the devices you have on your boat: computers, tablets or smartphones. You will be asked for a deposit (€100 in Italy, €150 in France, Germany, and Netherlands) on spot. The maximum consumption is 2GB/week. In Alphen the data volume is unlimited, but in Italy each additional GB costs 10 euros.

	WEEK-END	MINI-WEEK	WEEK	10/11 DAYS	2 WEEKS	3 WEEKS	4 WEEKS
WIFI	€ 30	€ 30	€ 50	€ 50	€ 65	€ 80	€ 90

Price in case of loss or damage situation

BOX ELEMENTS	WIFI POCKET	USB CABLE	POWER OUTLET	CASE
Price	135 €	5 €	5 €	5 €

Wifi in Italy

WIFI	2GB
Gb supp	10€

SHOPPING BASKET SERVICE

A grocery ordering service is provided by most of our bases, delivering your shopping basket onboard when you arrive.

- We will forward your order to a local shop. They will process your order and deliver it on your departure day. You should pay the supplier directly. Please pay in cash.
- If the supplier isn't at the base when you arrive, you can leave your payment to our receptionist at the base.

- Please note that we charge a fee of €10 for your order. Orders for Valence-sur-Baise must be sent to the base of Agen. In Loosdrecht, this service is available from April until end of September.
- Orders must be submitted 10-15 days prior to your departure date.

Orders can be made
on www.penichette.com



HIRING OF DINGHIES

This useful addition will be particularly appreciated by anglers, ornithologists and nature-lovers. They will allow you to go in the most hidden corners or to land while your boat can remain at anchor in a well sheltered bay.

Important: In a dinghy or a small boat, everybody **MUST** wear a lifejacket. It is definitely forbidden to be in a dinghy while it's being towed. Attention, number of dinghies and motors are limited. Order them in advance directly at your departure base.

	IRELAND 3.5m DINGHY WITH OARS	IRELAND 4.5m DINGHY WITH OARS	IRELAND MOTOR KIT	ITALY 3.5m DINGHY WITH OARS
DAY	7 €	9 €	7 €	10 €
WEEK	49 €	60 €	49 €	70 €

OTHER AVAILABLE SERVICES

Some departure bases provide additional services and will directly contact you prior to your arrival to book them:

- Skipper for your first 3 hours of navigation (€ 150)
- Early check-in or late check out (€ 50 each)

- Hiring of stand up paddles in Germany and Holland (€ 120 per week)

MEANS OF PAYMENT

You have the following methods of payment on site for the damage deposit and other extras:

- France: by credit card (Visa, MasterCard) cash card, cheque for a French bank account (in Euro)
- Germany: by credit card (Visa, MasterCard or cash card)
- Holland: by credit card (Visa, MasterCard or cash card)
- Ireland: by credit card (Visa, MasterCard)
- Italy: by credit card (Visa or MasterCard)

You can also pay in cash.

For security reasons, our bases prefer cashless payment. In case of a one-way cruise, the damage deposit cannot be paid in cash.



RETURN OF THE BOAT

You must return your boat between 8 and 9 am. Please respect this timing, as next customers will check in the same day. Due to the lock opening hours (in most regions at 9 am), we recommend to return the base the evening before.

BOAT RETURN FORMALITIES

- Return your boat in a generally good condition (see "Cleaning at the end").
- Return the extra hired or borrowed equipment (bicycles, wifi, etc.).
- Pay your diesel fuel (if you have not chosen the "Inclusive Pack")
- Your damage deposit will be given back once the boat and the inventory are checked by the base staff.
- We remind you that you are responsible for the boat and its equipment in case of damages or accidents.
- Think about the following customers that will take your boat and report to the reception any kind of problems you encountered.

RETURN OUTSIDE OPENING HOURS OF THE BASE

If you choose to return the boat before scheduled time (e.g. for personal reasons) or if you want to pick up your car earlier, please inform the base in time. Not all bases are open outside departure days.

LATE RETURN

In case of a late return, the base may charge you with a half or a full day of your hire price.



ABANDONMENT OF THE BOAT

If you abandon the boat during your cruise, a minimum fee of €150 per day will be charged for conveying the boat back to the base as well as a cleaning fee if necessary.



TRANSFER IN CASE OF A ONE WAY CRUISE

The one-way cruise supplement does not include the return of the crew to the departure base. Depending on your route, there are different possibilities:

- Public transportation (not possible everywhere).
- Taxi transfer on your arrival or on your return day.
- Vehicle transfer.

Train connections can be easy, quick and cheap on certain routes.

From the base, a taxi can drive you quickly to the train station; just ask for details.

If you choose the taxi transfer, you have two possibilities:

- Transfer on the day of the arrival at the base: you leave your vehicle at the arrival base.

Please order your taxi to the departure base one week in advance, by e-mail.

- Transfer on the day of the return: you order the taxi at the departure base, during your check in.

If you choose to have your vehicle transferred, please order this service at least one week in advance by email to your departure base.

Transfers of vehicles exceeding a value of 80 000 euros are not possible.

Do not forget to leave us your vehicle's documents. Check transfer availabilities between bases in "How do I get there" chapter.

One way supplement : €130.

CHECKLIST BEFORE LEAVING

PLEASE DON'T FORGET:

- Travel documents: passports or, if needed, visa for all crew members.

Baggage:

- Suitable clothing/shoes.
- Working gloves, you will need them when you hold ropes in the locks.
- Some pegs and a lighter.
- Sun lotion, medicaments etc.
- Board games, books, travel guides etc.
- Charging cables and adapters for your electronic devices (notebook, mobile phone etc.)
- Required items for your pet.
- Cash for paying your groceries.

ITEMS AVAILABLE AT THE BASE:

You will find biodegradable products for sale in most of our bases. In order to protect the environment, we encourage you to use these products.

HOW DO YOU ARRIVE ?

By car:

- Directions to the base can be found on chapter "contact details of your departure base", including GPS coordinates.
- Have you ordered a parking space?
- In case of a one-way cruise you will order taxi transfer directly on site at the base.

By train/plane:

- Are the tickets booked?
- Have you organised the transfer from the train station/airport to the departure base? You can order the transfers directly at our departure bases. Prices and e-mail addresses or phone numbers can be found on the following pages.



Contact details of your departure base

On the following pages you will find an alphabetic overview on our departure bases in France, Germany, Holland, Ireland and Italy. You will find GPS coordinates and the opening hours for each base, as well as detailed directions and parking information.

Further information on hotels, restaurants, touristic attractions etc. can be found online on: **penichette.com**

Our staff at the base will be delighted to assist you with any further questions.



FRANCE

📍 AGEN

LOCABOAT HOLIDAYS

Quai de Dunkerque - FR 47000 Agen

T: +33 (0)5 53 66 00 74

F: +33 (0)5 53 66 74 90

agen@locaboat.com

GPS: N 44° 12' 32.97" - E 00° 37' 41.65"

Starting out formalities: departure days between 1.30 and 6 pm.

Access:

🚗 Agen TGV-station (1 km) from the train station take the pedestrian walk under the tracks to the canal. The base is situated 300 m to your right.

✈️ Agen-la-Garenne (5 km),
Toulouse - Blagnac (116 km),
Bordeaux Mérignac (147 km).

🏠 Available in Agen (1.8 km).

Parking: Enclosed, not guarded: €35/week.

Covered car park, not guarded: €49/week.

Number of parking spaces strictly limited.

Reservation by e-mail to the base mandatory.

Will be allocated according to reservation dates and first come first served. Parking of vehicles will be organised under the responsibility of LOCABOAT. To avoid contestations, the state of the vehicle will be noticed before parking.



ARGENS-MINERVOIS

LOCABOAT HOLIDAYS

Port Occitanie - FR 11200 Argens-Minerveois

T: +33 (0)4 68 27 03 33


F: +33 (0)4 68 27 71 96


argens-minerveois@locaboat.com


GPS: N 43° 14' 26.524"- E 2° 46' 6.217"

Starting out formalities: departure days from 2 to 6 pm.

Access:

 Lézignan-Corbières regional station (6 km),
Narbonne TGV-station (23 km).

 Carcassonne-Salvaza (52 km),
Perpignan - Rivesaltes (89 km), Montpellier-
Méditerranée (122 km), Toulouse-Blagnac
(146 km), Gironne (Spain - 188 km).

 Available in Argens (200 m) or in Lézignan
(6.2 km).

Parking: Enclosed car park, not guarded:
€35/week. Covered, not guarded: €49/week.
The number of covered car parks
is limited, reservation by e-mail to the base
necessary!

BRAM

LOCABOAT HOLIDAYS

Port de Bram - FR 11150 Bram

T: +33 (0)4 68 13 02 38

F: +33 (0)4 68 13 02 39

bram@locaboat.com

GPS: N 43° 15' 18.37"- E 2° 7' 37.51"

Starting out formalities: departure days from
2 to 6pm.

Access:

 Bram regional station (2 km), Toulouse TGV
station (74 km), Narbonne TGV station (84km).

 Toulouse-Blagnac (84 km).

 Available in Bram (1.6 km).

Parking: public parking not enclosed,
not guarded: free



BRIARE

LOCABOAT HOLIDAYS

Gare d'eau des Près Gris - FR 45250 Briare

T: +33 (0)2 38 29 13 14

F: +33 (0)2 38 31 21 01

briare@locaboat.com

GPS: N 47° 38' 29.2" - E 2° 43' 56.5"

Starting out formalities: departure days from
2 to 6 pm.

Access:

 Briare (500 m).

 Paris-Orly (150 km).

 Available in Briare (1.8 km).

Parking: Enclosed, not guarded: €35/week.
Public parking, not enclosed, not guarded:
free. Number of parking spaces strictly limited.
Reservation by e-mail to the base mandatory.
Will be allocated according to reservation
dates and first come first served.

📍 CAHORS

BABOU MARINE

Chemin Saint Mary - 46000 Cahors

T: +33 (0)5 65 30 08 99

F: +33 (0)5 65 23 92 59

babou.marine@wanadoo.fr

GPS: Pont Stéphane Hessel - N 44° 27' 16.086"
E 01° 25' 52.616"

Starting out formalities: on departure days
between 2:30 to 6 pm.

Access:

- 🚗 Montauban station (65 km), Cahors station (1 km).
- ✈️ Toulouse Blagnac Airport (112 km), Brive Vallée de la Dordogne Airport (87 km).
- 🏠 Available in Cahors (1.3 km).

Parking: Enclosed, not supervised: free.

Covered, not supervised at night: €42 per week.

📍 CORBIGNY

LOCABOAT HOLIDAYS

Port de la Vauvelle - La Chaise - FR 58800

Corbigny

T: +33 (0)3 86 20 07 29

F: +33 (0)3 86 20 10 71

corbigny@locaboat.com

GPS: N 47° 13' 30.853" - E 3° 40' 15.957"

Starting out formalities: departure days from
2 to 6 pm.

Access:

- 🚗 Leave Corbigny (the base is situated 4km from the village) direction Nevers on D958 (route de St. Saulge). In front of the bridge over the canal, turn left direction La Chaise, then drive parallel to the canal.
- 🚗 Clamecy regional station (30 km), Nevers regional station (60 km).
- ✈️ Paris Orly (249 km), Paris Charles-de-Gaulle (291 km).
- 🏠 Available in Corbigny (3.9 km).

Parking: Enclosed, not guarded: €35/week.



DOMPIERRE-SUR-BESBRE

LOCABOAT HOLIDAYS

Le Port - FR 03290 Dompierre-Sur-Besbre

T: +33 (0)4 70 48 27 27

F: +33 (0)4 70 48 27 28

M: +33 (0)6 85 82 11 72

(technical assistance only)

dompierre@locaboat.com

GPS: N 46° 31' 18.04" - E 03° 41' 16.31"

Starting out formalities: departure days from 2 to 6 pm.

Access:

 Dompierre-Sept-Fons regional station (3 km),

Le Creusot-Montchanin TGV station (87 km).

 Lyon-Saint-Exupéry (196 km).

 Available in Dompierre (700 m).

Parking: Covered, not guarded: €49/week.

Public parking, not covered, not guarded: free.

JOIGNY

LOCABOAT HOLIDAYS

Quai Du Port Au Bois - FR 89300 Joigny

T: +33 (0)3 86 62 06 14

F: +33 (0)3 86 62 69 74

M: +33 (0)6 75 65 46 03

(technical assistance only)


joigny@locaboat.com


GPS: N 47° 58' 52.27" - E 03° 23' 26.60"

Starting out formalities: departure days from 2 to 6 pm.

Access:

 Joigny regional station (1 km).

 Paris-Orly (138 km), Paris-CDG (177 km).

 Available in Joigny (1.1 km).

Parking: Enclosed, not guarded: €35/week.

Public parking, not covered, not guarded: free.



LATTES

LOCABOAT HOLIDAYS

Port Ariane - Rue de la Capitainerie

FR 34970 Lattes

T: +33 (0)4 67 20 24 12

F: +33 (0)4 67 20 99 97

lattes@locaboat.com

GPS: N 43° 34' 16.07" - E 03° 53' 55.08"


Starting out formalities: departure days from 2 to 6 pm.

Access:

 TGV stations Montpellier-Sud-de-France (5km) and Montpellier St. Roch (6km). From

St. Roch, take tram n°3 to the centre of Lattes. From there it is only a 10 minute walk to Port Ariane (direction "Carrefour Market").

 Montpellier-Méditerranée (6 km).

 Available in Lattes (700 m).

Parking: Enclosed, not guarded: €35/week.

Public parking, not enclosed, not guarded: free.

LUTZELBOURG

LOCABOAT HOLIDAYS

Le Port Amont - 7, rue de la Zorn - FR 57820 Lutzembourg

T: +33 (0)3 87 25 70 15




F: +33 (0)3 87 25 70 18

lutzembourg@locaboat.com

GPS: N 48° 43' 53.70" - E 07° 15' 02.96"


Starting out formalities: departure days from 2 to 6 pm.

Access:

-  Local station Lutzembourg (1 km), Saverne station (11 km).
-  Strasbourg Entzheim (77 km).
-  Available in Lutzembourg (600 m).

Parking: Covered car park, not guarded:

€49/week. Enclosed, not guarded: €35/week. The number of covered parking places is limited, reservation by e-mail to the base necessary! Public parking, not guarded, not enclosed: free.



MÂCON

LOCABOAT HOLIDAYS

Port de plaisance - Rue Alain Colas
FR 71000 Mâcon




T: +33 (0)3 85 98 03 03

macon@locaboat.com

GPS: N 46° 19' 32.232" - E 04° 50' 53.2062"

Starting out formalities: departure days from 2 to 6 pm.

Access:

-  Mâcon TGV station (4 km), Mâcon Loché station (10 km).
-  Lyon Saint-Exupéry (100 km), Geneva (152 km).
-  Available in Mâcon (2 km).

Parking: Enclosed, not guarded: €35/week.

(Parking spaces strictly limited. Reservation by email to the base mandatory). Public parking, not enclosed, not guarded: free.

MELESSE

LOCABOAT HOLIDAYS

Ecluse de Bouessay - FR 35520 Melesse

T: +33 (0)2 99 72 15 80

M: +33 (0)6 74 99 72 10

saint-martin-sur-oust@locaboat.com

GPS: N 48°15'19.476" - E 1°40'0.875"

Starting out formalities: departure days from 2 to 6 pm

Access:

-  TGV train station Rennes (23 km), Train station St Germain sur l'Ille (3.4 km).
-  Rennes airport (68 km).
-  Available in Melesse (5 km).

Parking: Public parking not enclosed not guarded: free.

NÉGRA

LOCABOAT HOLIDAYS

10 Rue De Villenouvelle - Ecluse De Négra
FR 31450 Montesquieu Lauragais

T: +33 (0)5 61 81 36 40


F: +33 (0)5 61 81 36 43


negra@locaboat.com


GPS: N 43° 25' 04.53" - E 01° 38' 28.39"

Starting out formalities: departure days from
2 to 6 pm.

Access:

 Villefranche-Lauragais regional station
(8 km), Toulouse-Matabiau TGV-station
(41 km).

 Toulouse-Blagnac (47 km), Carcassonne-
Salvaza (64 km).

 Available in Montgiscard (6.3 km).

Parking: Enclosed, not guarded: €35/week.

PONT-À-BAR

ARDENNES NAUTISME

Ecluse de Pont-à-Bar - FR 08160
Dom-Le-Mesnil

T: +33 (0)3 24 54 01 50

F: +33 (0)3 24 54 67 96

M: +33 (0)6 75 02 72 08


info@ardennes-nautisme.com

GPS: N 49° 41' 22.88" - E 04° 50' 21.55"

Starting out formalities: departure days from
2 to 6 pm.

Access:

 Sedan regional station (10 km).

 Luxemburg (131 km), Charleroi (147 km),
Brussels (170 km).

 Available in Donchery (3.7 km).

Parking: Enclosed, not guarded: €49/week.



SAINT-MARTIN SUR OUST

LOCABOAT HOLIDAYS

28 rue du Golfe
FR 56200 Saint Martin sur Oust

T: +33 (0)2 99 72 15 80

F: +33 (0)2 99 72 29 56

M: +33 (0)6 74 99 72 10

saint-martin-sur-oust@locaboat.com

GPS: N 47° 44' 44.93" - W 02° 15' 43.714"

Starting out formalities: departure days from
2 to 6 pm.

Access:

 TGV station Redon (20 km).

 Rennes Saint-Jacques (63 km),
Nantes Atlantique (110 km).

 Available in Peillac (6.8 km).

Parking: Enclosed, not guarded: €35/week.

Covered, not guarded: €49/week.

Public parking, not guarded, not covered: free.



SAINT-LÉGER-SUR-DHEUNE

LOCABOAT HOLIDAYS

Rue Du Port - FR 71510 Saint-Léger-sur-Dheune


T: +33 (0)3 85 98 03 03

saint-leger-sur-dheune@locaboat.com

GPS: N 46° 50' 45.022" - E 04° 38' 1.623"

Starting out formalities: departure days from 2 to 6 pm.

Access:

 Regional station (2 km), TGV station Le Creusot-Montchanin (17 km).

 Lyon St-Exupéry (166 km).

 Available in Saint-Léger (750 m).

Parking: Covered car park, not guarded: €49/week. Enclosed, not guarded: €35/week. Enclosed parking places are limited. Reservation in advance is required. Not enclosed, not guarded: free.

SCEY-SUR-SAÔNE

LOCABOAT HOLIDAYS

Port de Plaisance de Scey-sur-Saône

FR 70360 Chassey-les-Scey

T: +33(0)3 84 68 88 80

F: +33(0)3 84 68 88 81

scey-sur-saone@locaboat.com

GPS: N 47° 39' 08.78" - E 05° 58' 27.05"

Starting out formalities: departure days from 2 to 6 pm.

Access:

 Vesoul regional station (21 km).

 Basel-Mulhouse (150 km).

 Available in Scey (1.5 km).

Parking: Enclosed, not guarded: €35/week.

VALENCE-SUR-BAÏSE

LOCABOAT HOLIDAYS

Canaveras - FR 32310 Valence-Sur-Baïse

T: +33 (0)5 53 66 00 74

F: +33 (0)5 53 66 74 90

agen@locaboat.com

GPS: N 43° 52' 50.387" - E 00° 22' 46.614"

Starting out formalities: departure days from 1.30 to 6 pm.

Access:

 Agen TGV-station (51 km).

 Agen-la-Garonne (47 km),

Toulouse-Blagnac (107 km),

Bordeaux Mérignac (166 km).

 Available in Valence-sur-Baïse (1.9 km).

Parking: Public parking: free.

**FLEESEENSEE (Untergöhren)****LOCABOAT HOLIDAYS**

Am Busch 9 (Am Fahrgastanleger)
DE 17213 Untergöhren

T: +49 (0)39932 417 260





F: +49 (0)39932 417 261

untergoehren@locaboat.com


GPS: N 53° 29' 29.648" - E 12° 28' 49.101"

Starting out formalities: departure days from 1 to 6 pm. Initiation to navigation rules: 3.30 pm.

Access:

-  In Untergöhren, follow signs "SBS Yachthafen Resort" and "Boating Holidays".
-  Train station Waren (22 km),
Train station Malchow (5 km).
-  Rostock (80 km), Berlin-Tegel (150 km).
-  Available in Malchow (6 km).

Parking: Public parking: free.

**FÜRSTENBERG****LOCABOAT HOLIDAYS**

Ravensbrücker Dorfstr. 26 - DE 16798 Fürstenberg

T: +49 (0)33093 602 60




F: +49 (0)33093 602 59

fuerstenberg@locaboat.com

GPS: N 53° 11' 35.138" - E 13° 8' 57.615"

Starting out formalities: departure days from 2 to 6 pm. Initiation to navigation rules at 3 pm.

Access:

-  Fürstenberg local station (1.5 km),
1 hr. from Berlin with direct train,
Berlin central station (100 km).
-  Berlin-Tegel (75 km), Berlin Schönefeld (111 km).
-  Available in Fürstenberg (1.5 km).

Parking: Enclosed, non guarded: €35/week.

Pumping out the wastewater tanks:

The pumping out costs 18 euros during your holiday at Fleesensee and 15 euros in Fürstenberg.



HOLLAND

ALPHEN AAN DEN RIJN

HAPPYACHTS

"Haven aan den Rijn"

Industrieweg 2 A

2404 BZ Alphen aan den Rijn

T: +31 6 36 46 05 94

info@happyachts.eu

GPS: N 52°8'6.911" E 4°38'39.629"

Starting out formalities: departure days from 2 to 6 pm.

Access:

Alphen a/d Rijn station (2 km), Leiden station (16 km), Schiphol Airport station (26 km), Amsterdam Central station (42 km).

Amsterdam Schiphol Airport (26 km), Rotterdam Den Hague Airport (39 km).

Available in Alphen (600 m).

Parking: Enclosed, covered: €49/week.

Public parking not enclosed, not guarded: free.



LOOSDRECHT

LOCABOAT HOLIDAYS

Oud-Loosdrechtsedijk 249 A-D

1231 LX Loosdrecht

T: +31 (0)294 237 742

loosdrecht@locaboat.com

GPS: 52°12'24.8"N, 5°04'27.2"E

Starting out formalities: departure days from 2 to 6 pm.

Access:

Hilversum regional station (10km) then continue with bus 121 to the stop "Oud-Loosdrecht",

Amsterdam TGV Thalys station (28 km), Utrecht ICE station (22 km).

Amsterdam-Schiphol (35 km).

Available in Loosdrecht (550 m).

Parking: Enclosed, not guarded: €35/week.



BANAGHER

CARRICKCRAFT

The Marina, Curraghavarna, Banagher, Co. Offaly, R42 DH51 Ireland

T: +353 5791 51187

banagher@carrickcraft.com

GPS: N 53° 11' 39.369" - W 7° 59' 24.429"

Starting out formalities: departure days from 2 to 6 pm.

Access:

Dublin (144 km),
Knock (128 km),
Shannon (96 km).

Available in Banagher (650 m).

Parking: Not enclosed, not guarded: free.

CARRICK ON SHANNON

CARRICKCRAFT

The Marina St George's Terrace, Carrick-On-Shannon, Co. Leitrim, N41 XA00, Ireland

T: +353 (0) 7196 20236

carrick@carrickcraft.com

GPS: N 53° 56' 38.085" - W 8° 5' 55.726"

Starting out formalities: on departure days between 2 to 6 pm.

Access:

Carrick on Shannon station (1,6 km).

Dublin airport (144 km).

Available in Carrick (1.5 km).

Parking: Public parking, not enclosed, not guarded: free



CHIOGGIA

RENDEZ-VOUS FANTASIA

Isola Dell'Unione - IT 30015 Chioggia (Ve)

T: +39 (0) 041 551 04 00

F: +39 (0) 041 550 09 57

M: +39 (0)320 572 04 65

info@charterboat.it

GPS: N 45° 13' 03.12" - E 12° 17' 07.04"

Starting out formalities: departure days from 3 to 6 pm. For any departure or return outside the scheduled departure days, a supplement of €50 will be charged.

Access:


Chioggia regional station (2 km),
Padova station grande ligne (49 km),
then bus until Chioggia.

Venezia Marco Polo (58 km), Treviso (74 km).

Available in Chioggia (600 m).

Parking: Enclosed, guarded: €56/week.

The parking is about 800m from the base. When you arrive, please park momentarily on the other side of the street, take your luggage to the boat, follow the technician to the parking and get back to the base with him.



How do I get there?

AIRPORT/STATION/BASE TRANSFERS

The mentioned prices are valid for the regular routes between 8 am to 7 pm, except Sundays and bank holidays. **These prices can change at anytime and are not under our responsibility.**

In some cases you will be asked a supplement of €3 by suitcase and €7 by pet. **You have to directly pay the driver in cash only.**

Transfers from/to the base to/from the airport or train station can **be ordered 1 to 2 weeks in advance.**

Please send your request by email to the base

or via penichette.com. Mention your name, file number, type of boat, number of persons, departure day, information about the flight (flight number), plane (arrival time and station) and airport) or train (arrival time and station) as well as a credit card number as a guarantee.

In case of a "no show", the transfer will be debited if it wasn't cancelled at least 24 hours in advance.

IT IS NOT POSSIBLE TO BOOK TRANSFERS BY PHONE.

APPROXIMATE RATES FOR TRANSFERS BY TAXI

MIDI-CAMARGUE	Up to 4 PERS.	Up to 8 PERS.
ARGENS		
Montpellier Fréjorgues Airport	€ 218	€ 258
Toulouse Blagnac Airport	€ 265	€ 295
Carcassonne Airport	€ 85	€ 95
Béziers Airport	€ 118	€ 135
Toulouse Train Station	€ 245	€ 278
Carcassonne Train Station	€ 73	€ 88
Narbonne Train Station	€ 45	€ 58
Lézignan Train Station	€ 15	€ 20
LATTES		
Montpellier Fréjorgues Airport	€ 22	€ 40
Toulouse Blagnac Airport	€ 420	€ 460
Montpellier TGV Train Station	€ 22	€ 40

BRAM		
Carcassonne Airport/Train Station	€ 40	€ 50
Bram Train Station	€ 15	€ 25
Négra	€ 165	€ 235
Narbonne	€ 170	-
Villefranche	€ 80	€ 160
Toulouse centre	€ 140	€ 210
Toulouse Train Station	€ 155	€ 225
Aéroport Toulouse Blagnac	€ 160	€ 235
NÉGRA		
Toulouse Blagnac Airport	€ 75	€ 85
Toulouse-TGV Train Station	€ 65	€ 75
Villefranche Lauragais Train Station	€ 25	€ 35
Villeneuve Négra Train Station	€ 12	€ 20
Carcassonne Airport	€ 165	€ 170

SOUTH WEST OF FRANCE	Up to 4 PERS.	Up to 8 PERS.
AGEN		
Bordeaux Mérignac Airport	€ 240	€ 330
Toulouse Blagnac Airport	€ 195	€ 330
Agen Train Station	€ 20	€ 40
VALENCE-SUR-BAÏSE		
Bordeaux Mérignac Airport	€ 280	€ 400
Toulouse Blagnac Airport	€ 180	€ 310
Agen Train Station	€ 95	€ 150

ALSACE-LORRAINE / ARDENNES	Up to 4 PERS.	Up to 8 PERS.
LUTZELBOURG		
Strasbourg Airport	€ 140	€ 140
Strasbourg TGV Train Station	€ 120	€ 120
Saverne Train Station	€ 30	-
PONT-À-BAR		
Sedan Train Station	€ 15	-
Charleville-Mézières Train Station	€ 40	-
Luxembourg Airport	€ 120	-
Brussels Airport	€ 160	-
Charleroi Airport	€ 150	-
Paris Airport	€ 230	-

BURGUNDY / NIVERNAIS / LOIRE	Up to 4 PERS.	Up to 8 PERS.
JOIGNY		
Paris Charles de Gaulle Airport	*€ 260	-
Paris Orly Airport	*€ 200	-
Migennes TGV Train Station	*€ 25	-
CORBIGNY		
Paris Charles de Gaulle Airport	€ 400	€ 400
Paris Orly Airport	€ 350	€ 350
Clamecy Train Station	€ 70	€ 70
Avallon Train Station	€ 90	€ 90
Nevers Train Station	€ 120	€ 120
DOMPIERRE		
Paris Charles de Gaulle Airport	€ 390	€ 390
Lyon St. Exupéry Airport	€ 270	€ 270
Downtown Paris	€ 360	€ 360
Geneva Airport	€ 460	€ 460
Moulins-sur-Allier Train Station	€ 60	€ 60
Le Creusot TGV Train Station	€ 180	€ 180
BRIARE		
Paris Charles de Gaulle Airport	€ 380	€ 420
Paris Orly Airport	€ 280	€ 320
Downtown Paris	€ 300	€ 340
Briare Train Station	€ 7	€ 13
Lyon St. Exupéry Airport	€ 580	€ 620

BURGUNDY / SAÔNE / FRANCHE COMTÉ	Up to 4 PERS.	Up to 8 PERS.
SCEY-SUR-SAÔNE		
Basel-Mulhouse Airport	€ 250	€ 250
Vesoul Train Station	€ 50	€ 50
Besançon Train Station	€ 130	€ 130
SAINT-LÉGER-SUR-DHEUNE		
Le Creusot TGV Train Station	€ 35	€ 65
Lyon St.Exupéry Airport	€ 350	-
MÂCON		
Mâcon TGV Train Station	€ 30	€ 30
Lyon St.Exupéry Airport	€ 180	€ 180
Downtown Mâcon Train Station	€ 25	€ 25

LOT VALLEY	Up to 4 PERS.	Up to 8 PERS.
CAHORS		
Cahors Train Station	€ 10	-
Montauban Train Station	€ 120	-
Brive Airport	€ 130	-
Toulouse Blagnac Airport	€ 200	-

BRITTANY	Up to 4 PERS.	Up to 8 PERS.
SAINT-MARTIN-SUR-OUST		
Nantes Train Station	€ 150	€ 225
Rennes Train Station	€ 110	€ 162
Redon Train Station	€ 35	€ 52
Rennes Airport	€ 100	€ 148
Nantes Airport	€ 165	€ 245
Dinard Airport	€ 225	€ 335
MELESSE		
Rennes Train Station	€ 40	-
Rennes Airport	€ 50	-
Nantes Airport	€ 225	-
Nantes Train Station	€ 210	-
Dinard Airport	€ 120	-

ITALY	Up to 4 PERS.	Up to 8 PERS.
CHIOGGIA		
Venice Marco Polo Airport	€ 109	€ 165
Treviso Airport	€ 121	€ 206
Padova Train Station	€ 104	€ 160
Mestre Train Station	€ 98	€ 148

*Up to 6 persons.

GERMANY	Up to 4 PERS.	Up to 8 PERS.
FÜRSTENBERG		
Berlin-Tegel Airport	€ 110	€ 130
Berlin-Schönefeld Airport	€ 150	€ 160
Berlin-Hauptbahnhof Train Station	€ 130	€ 150
FLEESENSEE (UNTERGÖHREN)		
Malchow Train Station	€ 20	€ 30
Waren Train Station	€ 35	€ 35
Berlin-Hauptbahnhof Train Station	€ 150	€ 170
Berlin-Tegel Airport	€ 140	€ 160
Berlin-Schönefeld Airport	€ 170	€ 190
Rostock* Airport	€ 80	€ 100

HOLLAND	Up to 4 PERS.	Up to 8 PERS.
LOOSDRECHT		
Amsterdam Schiphol Airport	€ 85	€ 85
Amsterdam Centraal Train Station	€ 85	€ 85
Utrecht Centraal Train Station	€ 50	€ 75
Hilversum Centraal Train Station	€ 30	€ 50
ALPHEN AAN DEN RIJN		
Amsterdam Schiphol Airport	€ 45	€ 60
Amsterdam Centraal Train Station	€ 80	€ 100
Leiden Centraal Train Station	€ 45	€ 60
Rotterdam Centraal Train Station	€ 75	€ 90
Alphen Train Station	€ 15	€ 23
Rotterdam/La Haye Airport	€ 68	€ 85

*Stop for shopping on the way possible for a € 20 extra

TRANSFERS IN IRELAND

You can directly book your transfer by contacting your departure base, **at least one week before departure**. Transfer charge is payable when arriving at the base. Transfer order form is available on **penichette.com**.

For flights arriving after 6 pm there may be a surcharge. Please contact your departure base for more information.

PRICE PER PERSON	SATURDAY		MONDAY TO FRIDAY	
	SINGLE	RETURN	SINGLE	RETURN
Dublin Airport > Carrick/Banagher	€ 40	€ 75	€ 47	€ 89



RETURN TO THE BASE IN CASE OF ONE WAY CRUISE - INDICATIVE PRICES

In case of a one way cruise, taxis or car transfers must be booked directly at the base.

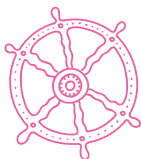
For taxi, extra charges may apply on Sundays or bank holidays, or in case of baggage overload, pets or long waiting time.

You have to directly pay the driver in cash only.

ONEWAY TRIP IN FRANCE (IN BOTH DIRECTIONS)	TAXI up to 4 PERS.	TAXI up to 8 PERS.	PUBLIC TRANSPORT	CAR TRANSFER
Joigny - Corbigny	€ 220	€ 250	Poor public transportation	€ 285
Joigny - Dompierre*	€ 300	€ 325	Poor public transportation	€ 460
Dompierre - Briare*	€ 265	€ 275	Poor public transportation	€ 335
Dompierre - Corbigny*	€ 170	€ 180	Poor public transportation	€ 345
Saint-Martin sur Oust - Melesse	€ 140	€ 205	Duration: 3 h 30 Train + tram: € 80 p/pers.	Not available
St. Léger - Mâcon	€ 151	€ 151	Duration: 1 h 30 Train + taxi	€ 225
Argens - Lattes**	€ 208	€ 258	Duration: 2 h Train + taxi: € 55 p/pers.	€ 265
Argens - Négra**	€ 198	€ 235	Duration: 2 h Train + taxi: € 50 p/pers.	€ 250
Lattes - Négra**	€ 400	€ 448	Duration: 3 h 30 Train + taxi: € 85 p/pers.	€ 430
Bram - Argens	€ 120	€ 170	Duration: 1 h Train + taxi: € 35 p/pers.	€ 225
Bram - Lattes	€ 310	€ 360	Duration: 3 h Train + taxi: € 60 p/pers.	€ 315
Agen - Valence-sur-Baise	€ 90	€ 140	Impossible	Not available

*Supplement for trailer from € 16 ** Supplement for trailer from € 38.

ONEWAY TRIP IN GERMANY (IN BOTH DIRECTIONS)	TAXI up to 4 PERS.	TAXI up to 8 PERS.	PUBLIC TRANSPORT	CAR TRANSFER
Fürstenberg - Fleesensee	€ 130	€ 140	Duration: 2 h 30 Train + taxi: € 25 p/pers	€ 150



Navigation tips

BASIC RULES

Cruising on rivers and canals is surprisingly easy. Common sense is the main requirement, and although you do need to pay attention the whole time, it's not as stressful as driving a car. **The minimum age required to sail one of our boats is 18 years old.**
Two adults minimum on board.

- You will find at the beginning of this book a **table of the most important signs** that you may meet during your cruise. Please respect these signals.
- Navigation is allowed **only during daylight and with good visibility**. It is forbidden to sail after sunset or when the conditions do not allow you to see the route (fog for example).
- When no other boat is around, you can remain in the middle of the waterway, **but when you approach another boat**, you must keep your right. Check behind you regularly to make sure that no other boat is behind you. On a river it is imperative to follow the channel as described in your river guide.

Please respect the authorized speed limits:

- On canals: 5 to 8 km/hour.
- On rivers: 10 to 12 km/hour.
- On certain sections and nearby harbours, speed limits can be lower, but will then be signaled.
- Commercial vessels have priority over

pleasure boats and barge hotels. You should therefore move to the side and leave the way clear for these vessels which are generally uncommon on your route.

- Sailing boats and rowboats are usually less easy to handle. Therefore, you have to avoid being too close to them. A sailing boat running with its motor is considered as a motorboat.
- Generally, boats with engines move to the starboard (right) side. If paths should cross, priority goes to the one who is coming from the right.
- Never cut off a boat's route (professional, sailing ship, rowing boat), avoid them by behind.
- It is forbidden to overtake a commercial barge without the agreement of the bargeman, either by a sign or if he moves to the right.
- Slow down while passing in front of fishermen and keep away from their lines. In Germany and in Ireland, there are many fishermen and they often leave a net in water. Be very vigilant.

CANALS, RIVERS AND LAKES

Cruising on canals is the easiest, even if there are many locks. There is no current, you can stop almost anywhere (except in Germany), and the towpath makes it easy to go off on shopping expeditions.

Cruising on lakes and rivers asks a little more attention; waterways are often wider, and you must carefully observe the buoys marking the navigable channel to avoid sandbanks and rocks.

On lakes and rivers, respect the beacons that mark the channel. River guides and maps are a useful assistance to avoid sandbanks and rocks.

There is often more traffic, which may range from large commercial barges to speedboats, sailing dinghies and canoes. With no towpath, you have to stop in marinas in order to do your shopping.

For safety reasons it is **strictly forbidden** to take our boats out on the sea.

Navigation may be affected by:

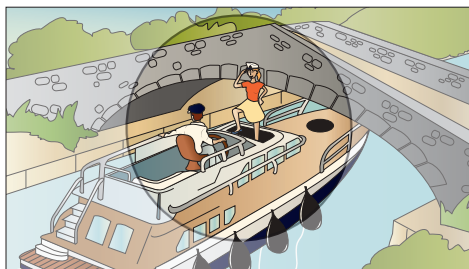
- **Flood.** While canals are almost never in flood, the opposite goes for rivers. Usually this occurs in spring when heavy rainfall combines with snow melt in the mountains but sometimes also in autumn. As a rule, rivers in flood go down again after just a few days.
- **Drought.** Both canals and rivers can be affected by drought and water shortages. Should this happen, cruising may be restricted, or even forbidden on certain sections.
- **Damp and fog.** On lakes, rivers and canals damp can bring potentially dangerous fog in the mornings. If you can't see anything, do not navigate.

AQUEDUCTS, TUNNELS AND BOAT LIFTS

The waterways boast many examples of human ingenuity, several of which are listed as historical monuments and tourist attractions.

- Aqueducts, built from the 17th century, enable canals to cross rivers or ravines.
- Certain roads cross canals with different bridges like lifting-bridges, and also swinging-bridges (which you have to manoeuvre yourself sometime like the one on the Nivernais close to Corbigny).

- Tunnels can be several kilometers long. They operate like a one-way road, its entries are controlled by lights.
- Boat lifts and water slopes are rare. Invented to replace a chain of locks, they can be a major highlight of your cruise.



Pay attention to the risk of accidents and injuries when you are going through low bridges. Always keep in mind the height of your boat, including all objects which are on deck (bicycles, parasol) and add a security margin of 20 cm (7.8 in/0.6 ft).

CROSSING LAKES AND OPEN WATER

- When crossing stretches of open water, you must stick to **the navigation channels shown on your map**, and sail the correct side of buoys when present.
- Never start out to cross open water in unfavorable weather conditions.
- If the wind is **above Force 3 on the Beaufort scale** (12-19 km/h or 8-11 knots) and/or if waves are higher than 50 cm/1.6" **you must not try to cross**. Your base will provide you with information on where to obtain the best weather forecast during your cruise.
- On open water, **wear your life jackets**; if you fall overboard, the consequences could be fatal.
- If you moor at night on a lake, think about your anchor lights.
- Never cruise at night, not only on rivers and canals, but also on open water.

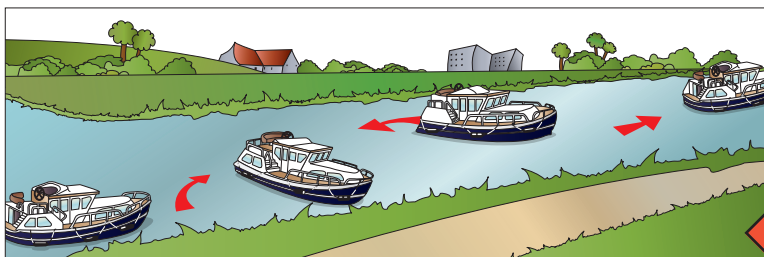
Attention

While crossing the Etang de Thau, the use of toilets, showers and hand basins is strictly forbidden. The penalty is up to €2500 to be paid by the captain.

DEPARTURE

- Start up the motor and untie all ropes except the front one.
- A crew member stands at the bow, undoes the rope knot at the front but keeps the rope in its hand and maintains the mooring at the front.
- Turn the steering wheel towards the shore and slowly increase the power. You will note that the stern of the boat moves away from the shore.
- From the moment the stern is released, put the accelerator into neutral and straighten the wheel to the centre.
- Your crew member can now drop the rope at the front and arrange it tidily
- Verify that the back of the boat is free. You can leave backwards.
- When the boat is free, put the accelerator back in neutral position, then slowly in the forward position.
- It is important to immediately wind up the ropes with care.
- Do not forget to retrieve mallet and mooring spikes before leaving, if you have used them.

Be attentive to your mooring ropes. Take care of them; keep them tidy and well arranged. A rope which falls in the water and wraps around the propeller is likely to cause tiresome breakdown.



The best way to leave.

PASSING ANOTHER BOAT AT A NARROW POINT WHERE THERE ARE NO SIGNS OR SIGNALS

Boats:

- If the other boat is further than you to the narrow passage, go first.
- If the other boat is closer than you to the narrow passage, let it go first.

Fishermen :

- Usually the anglers take their line out of the river. If not go passed within an appropriate distance.

TURNING ROUND IN A SMALL SPACE

It may look difficult to turn round in a small space even for an experienced pilot. It is easier than it looks, you just need to:

- Stop the boat.
- For Penichettes. with a right handed screw of the propeller, steer completely to starboard (right) and leave the helm in this position for the whole manoeuvre.
- Engage forward gear and accelerate briskly, then return to neutral. The stern will naturally turn to port (left). Watch the front and back of the boat carefully.
- Now engage reverse gear with the same brisk acceleration; the stern will continue to turn.
- Continue forward gear/reverse gear until the boat has turned around.
- Europas have a left handed screw of the propeller, so you just have to do the manoeuvre the opposite way.

BRAKE AND STOP THE BOAT

To slow and stop your boat, use the reverse gear. You must always be in control of your speed.

- You must engage reverse gear and accelerate briskly and proportionately to your speed and to the stopping distance. Do not forget that when going from forwards to reverse,

leave the gear in neutral for two seconds to avoid damage to the gearbox.

- After having slowed/stopped, return to the neutral position. Do not forget that there is always a certain lapse of time before the boat responds to manoeuvres.

MOORING

Always do everything really slowly. Do not forget you don't have a brake pedal and that boats take time to respond.

- **Always put the bows into the bank** first and have a crew member well forward with a boat hook to fend off if necessary. You should take extreme care and never try to fend off with your foot, leg or arm. If you come in bows first, it reduces the risk of the propeller getting damaged or entangled.

- Once the boat is touching the bank, **make sure the engine is in neutral.** Your crew member should then step ashore taking the bow rope with him. You or a third crew member should then pass or throw him the back rope.
- Never turn the engine off until the boat is tied up. Equally never untie the boat **before the engine is running.**

- On a river you should always **moor facing upstream, against the current**. In strong winds, on a river or on a lake, **moor facing to the wind**. When a river or canal has a towpath; you should **normally moor on that side**.
 - If your manoeuvre wasn't quite right, don't worry. Try again, and **take your time**. Remember that you are on holiday and time is on your side.
-

MOORING IN REVERSE

In some ports it is worthwhile to moor in reverse. Particularly with boats such as the Aft-decks or Flying Bridges, as well as with Europas and Linsen it is easier to disembark. Here is how to moor when the mooring berth is situated port (left) side to your boat:

- Place the boat so that the rear stands in the middle of your neighbour's boat.
- Turn the wheel to port (left) side then put the gear in a slow reverse.
- Engage.

- If your boat is coming in too near to the neighbouring boat and without changing the direction of the wheel, go straight into forward gear and then gently come back in reverse gear. You will notice that the rear of your boat moves towards the port side. You can eventually re-do this manoeuvre and your boat will move without any problem into the position you have chosen. For boats equipped with bow thrusters, the manoeuvre is easier but remember not to use it too much.
-

TYING UP

In many places you will find marinas. Some are free but when water and electricity are supplied, you have to pay a small fee per night. It is important that the boat is securely tied up, particularly when you stop for the night. However, you are not committed to moor in harbours. **You may moor anywhere except:**

- At less than 200 m from a lock or weir.
- When forbidden.
- Where it makes circulation difficult, on a tight bend, where the channel is narrow, underneath a bridge or in a lock (except if the lockkeeper expressly asks you to do so).
- Near or in an area of reeds.
- On private banks of rivers or lakes.
- In Germany, mooring up in canals or rivers is not permitted, except for specially provided landing places. Therefore, you will not find mallets and mooring spikes on board.

General mooring rules:

- To moor a boat properly, tie up the stern first and then the bow.
- Never have ropes across the towpath, walkers and cyclists might get hurt.
- Tying up in the wild might seem fun but think about the access to your boat.
- It is forbidden to tie up to trees, as it can damage the trees and can give rise to a large fine. To moor in the countryside use the two mooring spikes and the hammer which are provided on board.
- If there is a strong wind, moor on the side the wind is blowing from; otherwise you'll never be able to get away from the bank when you want to leave.
- If there is a possibility that the level of the river or lake might change, do not tie up too tightly (i.g. in the Venice Lagoon).

ANCHORAGE

In Germany (day and night), in the Netherlands (only during the day on lakes, a list of lakes will be provided by your base) and in Ireland (only during the day) you are allowed to drop the anchor in order to moor.

It is important to check the evening weather forecast before deciding to spend the night tied to the anchor. You should give up the idea if the wind is over Force 3 Beaufort (12-19 km/h or 8-11 knots). In other countries, it is forbidden to moor with the anchor.

- In Germany, it is forbidden to moor with the anchor near to reeds, fauna reproduction areas or on a canal. Remember to keep a good distance from the banks.
- An anchor holds well especially in sandy ground or clay.
- Your mooring **should be protected from waves and wind**. It should give you enough room to turn around yourself.
- If you spend the night **do not forget to switch on your anchor light**.

DROPPING ANCHOR

- Evaluate the depth.
- Stop the boat facing the wind
- Put the motor into neutral position.

- Release the anchor until it touches the ground.
- When the boat begins backing up with the wind, unwind the chain progressively so that it lays along the ground.




Anchor with the chain: give an equivalent length to three times the depth.

Anchor with the rope: give an equivalent length to five times the depth.

RAISING ANCHOR

- Start up the motor.
- Pull up the chain until it is vertical.
- Pull the anchor on board. Please think about cleaning the chain and the anchor by plunging them back in the water.
- Leave the mooring place slowly.





Locks

LOCK ETIQUETTE

Getting it right going through locks is largely a matter of good teamwork. The lock keeper is not obliged to help you tie up your boat in the lock. If he does, it is by kindness. In return you may help him opening and closing the lock gates. It takes on average between 15 and 20 minutes to pass through a lock.

- Avoid presenting yourself at a lock just before its closing time (including lunch break in France). Arrive at least half an hour before the closing time.

Some lock keepers will ask you to keep the engine turned on (so you can take speedy action in an emergency). Others will ask you to turn off the engine.

In general:

- **France:** keep the engine on.
- **Germany:** switch it off.
- The Captain is expected to tell the lock keeper if he intends to stop before getting to the next lock.
- Locks can take several boats at once. Sometimes you may have to wait a little, while so the lock keeper can group boats and therefore save water.
- **Commercial barges always have priority at locks.**

IMPORTANT RULES

- Always go in with power on - if the propeller isn't turning on you have no control over the boat!
- Never jump down from the lock side onto the roof of the boat! Not only it is dangerous for you, but it could also damage the boat, particularly if it has a sliding roof.
- Never loop the rope around your arm or wrist!
- Never use hands or feet to fend off. You could get badly hurt; use the boat hook.
- If you give the lock keeper a hand, please follow and respect his or her instructions at all time. Your help is always at your own risk and responsibility.

Attention

Please remind that commercial craft always have the right of way.

TYPES OF LOCKS

The opening hours of locks are different, according to the country, waterway or season. On some public holidays they can be closed.

The function of the lock will be explained during the initiation.

1. MANUALLY OPERATED WITH A LOCKKEEPER

- The less common encountered lock and the most sociable.
- To help relations further, you can give the lock keeper a hand - he or she will be very grateful! Please follow the instructions of the lock keeper carefully. Remember that your help is on your own responsibility and risk.

2. ELECTRIFIED WITH A LOCK KEEPER

- Opening and closing of gates as well as operation of gate paddles or locks are motorised under the control of the keeper.

3. MANUALLY OPERATED WITHOUT A LOCK KEEPER

- Small in size, these types of locks are only on a few little-used canals and rivers. The boat crew must operate them themselves.

4. AUTOMATED WITHOUT A LOCK KEEPER

- These are medium-sized locks found on canals and rivers with little commercial traffic.
- Details of how to operate them will be given to you or explained at the departure base.
- In some cases, a radar detects your boat and sets the operation in progress
- In other cases, an electronic smart card or a remote control system is used. This control will be given to you at the departure base.
- Finally, some have to be operated at the lock.
- Instructions are displayed in several languages.
- In case of problems there is a phone for assistance.

5. LARGE MECHANISED LOCK WITH LOCK KEEPER

- Frequently found on big rivers.
- These locks can generally hold one or more barges or leisure boats at the same time.
- Entry into them is controlled by traffic lights (red & green lights).
- Follow the instructions, often given through a loud speaker.
- You need to wear life jackets.

LOCKING UP

- You enter the lock slowly, then drop off a crew member.
- When you are well in, put the engine into reverse in order to stop, and then throw the mooring ropes to the crew member on shore, throwing the front one first. To reduce the risk of accidents, don't moor up to the bollards nearest the gates.
- The crew member on shore passes each rope round a bollard, then hands the end of the rope back to a crew member on board, who should hold on to them. The crew member on shore can help the lock keeper with closing the lower gates.
- The lock keeper will then open the paddles or sluices on the upper gates, eventually helped by the crew member ashore. Crew members on board should keep the ropes tight as the water rises, so as to keep the boat close to the lock wall.
- As soon as the water level inside the lock matches the outside level, the keeper and eventually the crew member on shore will open the upper gates.
- Once you have taken on board your crew member and the mooring ropes, you can navigate gently out of the lock.

LOCKING DOWN

- Enter the lock chamber slowly. When you are well inside, go into reverse in order to stop the boat. Moor up (do not fix the ropes!), first at the bow, then at the stern.
- Give enough slack in the ropes (which you should hold on to) to allow for a fall of 3 to 4 meters or sometimes even more.
- Make sure the boat doesn't get drawn back too close to the upper gates, lest the rudder and propeller gets caught on the gate sill.
- The lock keeper then opens the paddles or lock on the lower gates. While the water is going down, keep the ropes taut, letting them out bit by bit as the boat goes down.
- When the level has stabilised, the crew member on shore can help the keeper to open the lower gates, while the crew on board pulls in the mooring ropes.
- Push the boat off, motor out slowly as soon as the gates are fully open. To help retrieve the crew member on shore there are usually ladders on the lock gates (watch out! They are often slippery). Alternatively, you can nose your boat gently into the bank 50 m beyond the lock so they can get back on.

Attention

Your ropes must always be free and able to slide freely. If not, your boat might get damaged!

APPROACHING A LOCK

If the gates are closed when you arrive, stop about 100 meters from the lock and tie up the boat. Either the lock is set for the other direction or there is already a boat in the lock. You can send a crew member up to the lock on foot in order to investigate. You must wait until the lock is ready, and then either sail in, or, if another boat

is coming out, **wait until it has passed you before starting off.** If the lock is automated and without a lock keeper, follow the instructions given by the base on the working of automated locks. When the signal changes to green you can pass the lock.

LEAVING A LOCK

Before attempting to manoeuvre wait for the gates to be completely opened and then go out straight ahead and in the middle of the channel to minimize the risk of scraping the lock walls (check that the fenders are in

position and use the boat hook if necessary). If you intend to stop in the next pound (i.e. before the next lock), **do not forget to tell the lock keeper.** Doing this helps to keep traffic moving.



Local waterway rules and specificities

Please remind that there are particularities and special rules for certain destinations.

FRANCE

In France, the right to use the waterways and locks is included in the hiring price.

The locks are normally **closed on certain bank holidays** such as 1st May, 14 July and 1st November. However, there are numerous exceptions.

There are some lifting bridges that are only open at certain times (e.g. the bridge at Frontignan on the Canal du Rhône à Sète), others are only open on request and some that you manoeuvre yourself. **You will find all these details in the guide map as well as in the boat's log book.** The staff at the base will give you all the necessary information.

GERMANY

In Germany you can use the waterways and locks for free.

For our clients that don't have a boating licence, some navigation limitations exist: they can navigate in the region between Schwerin, Dömitz (Elbe) and Liebenwalde (north of Berlin).

The lakes of Müritz and Plau must be crossed by the most direct channel following the signalisation.

It is obligatory to wear a lifejacket. In case of non compliance, a penalty of € 65 will be charged. Navigation on the lakes is forbidden if the wind is stronger than Force 3 Beaufort.

You should be at the base no later than 3 pm on your departure day in order to have a thorough initiation. One of the characteristics

of navigating in Germany on the lakes, is that you can spend the night tied up at anchor. It will all be explained to you in detail during your initiation.

The waterway police controls regularly the speed limits, especially in areas, where the speed limit is at 5 kph. They can also punish illegal mooring, especially in the touristic areas of Berlin, Rheinsberg or Schwerin. **The captain of the boat is personally responsible to pay the fine for any violation of the rules**, even if he didn't steer the boat himself.

By signing the hire contract, **the captain has to respect the navigation rules and the "Charterscheinverordnung"** and to pay for every penalty.

HOLLAND

The Vecht and the lock at Loosdrecht are open from 1st April till 31 October. At your check-in / initiation you will be given instructions on how to pass bridges and locks. The technician will also thoroughly go over the route with you. You will receive a route-booklet with detailed information and opening hours of each bridge you will pass.

On the waterway-map the height and width of each bridge are indicated. When calculating the height of your boat (you will find information in the board-book) do not forget the items that may be on the roof, such as bicycles, and always add a security margin, never less than 20 cm.

Exceptions for Flying Bridge Pénichettes®: Crossing the town of Utrecht (Oude Gracht) is not possible with Flying Bridge boats, these have to pass around the city via the Amsterdam Rijn Kanaal. You can moor close to the city center, at a 5-minute walking distance. At Alkmaar all boats can enter the city center. However, cruising on the Hoornse Vaart is not possible for Flying Bridge boats. Limitations on your route will be explained in details on your departure day.

Things you need to know if you start from Alphen aan den Rijn :

- You can neither enter Rotterdam nor The Hague city with your boat.
- But you can moor your boat within a few kilometers from the city center and access it either by bike or public transport.
- On the Nieuw Koopse Plassen, there is a bridge you need to open yourself. As it is quite heavy, it takes some strength to operate it.

Any damage caused due to the non-compliance of the instructions will be charged to the captain of the boat.

The waterway police patrols regularly, especially in areas where the speed limit is 5 kph. The maximum speed for a Locaboat boat anywhere in the Netherlands is 8 kph. The captain of the boat is personally responsible and has to pay any fine for violating the law, even if he did not steer the boat himself. By signing the hire contract the captain has agreed to the navigation rules and will have to pay for any penalty.

IRELAND

In Ireland, automatic locks on the Shannon-Erne-Waterway work with a "Smart Card" that can be bought at the base (€6,50 for 10 units).

Locks are open every day from 9 am to 8 pm. The same card allows access to the toilets in public ports, showers, washing machines and also to empty the used water holding tanks or use shore power in public marinas.

Spending the night in public ports is free.

In private marinas, mooring fees are about €10-12. Leaving from Leitrim and going south, the locks are automated with lock keeper and cost about €1.50. **Navigation on the Grand Canal is only possible until Tullamore with the following boats : P.935W, and P.1020FB.**

Navigation on the lakes is forbidden in rough weather (Force 3 Beaufort and more).

It is forbidden to spend the night anchored on the lakes. Children under 17 must wear a life jacket.

On the lakes, make sure you stay in the middle of the channel. Otherwise you risk running aground.

Refloating a boat entails significant costs and these are covered neither by the insurance nor by the accidental damage waiver and will be for you to pay should this happen. **It is not allowed to anchor on a lake during the night.**

ITALY

This is a region that requires more attention.

The tides play an important role and the level of the water in the lagoon is generally quite shallow. As this level is not deep, **it is very important to respect the buoys and to stay in mid channel.** If you do not respect this rule, there is a great risk of running aground. Refloating a boat involves important costs. These are covered neither by the insurance nor by the accidental damage waiver and will be for you to pay should this happen.

Contrary to the canals or tributaries, the breakdown service can only intervene on the lagoon by boat, which means that, depending on the tides, the intervention might only **be carried out after several hours and a wait of 4-6 hours** is not impossible. Take note that the navigation on the lagoon is much easier than on the Brenta Canal – where the locks are much narrower with a strong current. **These locks require skillfulness and at least two agile people to help with the manoeuvres.** During your initiation, the instructor will go through all the details.

The Lagoon Police controls regularly the compliance of navigation restrictions in particular areas like the Canale Grande (these areas will be explained at the starting out formalities). They can also punish illegal mooring. **The captain of the boat is personally responsible to pay the fine for any violation of the rules,** even if he did not steer the boat himself. By signing the hire contract, the captain obligates to respect the navigation rules and to pay for every penalty.



Inventory of boats

BEDDING

In the majority of the bases, the bed linen is cleaned by an external company. They return them packed up in a sheet of plastic which guarantees their cleanliness. **Please check the content of each package before leaving or before the base closes.**

	P950E	P935 P935W	P1107W	P1106	P120R E300	P1260R	P1500R	P1020FB P1022FB	E400	P165FB	P180FB	E600 E700	P1400FB E500	P1500FB	Linszen	NCF
NAVIGATION EQUIPMENT																
Gang plank	On request in Germany and Ireland															
Swimmingladder	Only in Germany, Ireland and Holland															
Boats hook	1	1	1	1	2	2	2	1	1	2	2	2	2	2	1	2
Mallet	1 (except for Germany and Italy)															
Mooring spikes	3 (except for Germany and Italy)															
Fixed fenders	12	6	8	8	8	10	10	8	10	10	10	10	10	10	8	-
Mobile fenders	-	-	-	1	1	1	1	1	-	2	2	1	2	2	2	6
Mobile Helmsmans	-	1	1	1	-	-	-	-	-	-	-	-	-	-	-	-
Ground tackle	1	1	1	1	1	1	1	1	1	1	1	1	1	1	1	1
2 nd Ground tackle	On request in Germany and Ireland															
Mooring ropes	4	3	3	3	3	3	3	3	4	3	3	4	4	4	3	4
Locaboat flag	1	1	1	1	1	1	1	1	1	1	1	1	1	1	1	-
National flag	1	1	1	1	1	1	1	1	1	1	1	1	1	1	1	1
Red flag	Only in Germany, Holland and Ireland															
SAFETY EQUIPMENT																
Key for the boat	1	1	1	1	1	1	1	1	1	1	1	1	1	1	1	1
First aid box	1	1	1	1	1	1	1	1	1	1	1	1	1	1	1	1
Fire extinguishers*	2	2	2	2	2	2	2	2	2	2	2	2	2	2	2	2
Fire blanket	1	1	1	1	1	1	1	1	1	1	1	1	1	1	1	-
Flash light	1	1	1	1	1	1	1	1	1	1	1	1	1	1	1	-
Life buoy	1	1	1	1	1	1	1	1	1	1	1	1	1	1	1	1
Life jackets	4	5	7	7	6	10	12	5	6	7	7	6	9	12	6	4
Life jackets for kids	Available at your departure base on request															
3 flares	South of France only															
Binoculars	Only in Germany and Ireland															

*Only 1 fire extinguishers in Germany

P950E P935 P935W P107W P106 P120R P120R P1260R P1500R P1020FB P1022FB E400 P1165FB P1180FB E600 E700 P1400FB P1500FB Linssen NCF

HOUSEHOLD

Doormat	1	1	1	1	1	1	1	1	1	1	1	1	1	1	1	1	1	1	1
Broom	1	1	1	1	1	1	1	1	1	1	1	1	1	1	1	1	1	1	1
Brush	1	1	1	1	1	1	1	1	1	1	1	1	1	1	1	1	1	1	1
Dustpan	1	1	1	1	1	1	1	1	1	1	1	1	1	1	1	1	1	1	1
Toilet brush	1	1	1	1	2	2	2	2	2	2	2	3	3	3	4	2	1		
Deck brush	1	1	1	1	1	1	1	1	1	1	1	1	1	1	1	1	1	1	1
Dustbin	1	1	1	1	1	1	1	1	1	1	1	1	1	1	1	1	1	1	1
Ash trays	1	2	2	2	2	2	2	2	2	2	2	2	2	2	2	2	2	2	2
Vase	1	1	1	1	1	1	1	1	1	1	1	1	1	1	1	1	1	1	1
Folding chairs (max)	3	1	1	4	4	6	6	1	2*	2	6	2*	2	12**	4	2			
Bucket with rope	1	1	1	1	1	1	1	1	1	1	1	1	1	1	1	1	1	1	1
Hose pipe and adaptors	1 hose pipe and adaptors supplied except in Germany and Holland																		
Gas bottle	-	2	2	2	2	2	2	2	2	2	2	2	2	2	2	2	2	2	2
230 V cable	A 25m long cable supplied																		
Parasol (if no Bimini)	1	-	-	1	1/-	1	1	1***	-	-	1***	-	-	-	-	-	-	-	1
Document case	1	1	1	1	1	1	1	1	1	1	1	1	1	1	1	1	1	1	1

*on Europa boats are only stools available **if there is no bench, 12 folding chairs are on board ***if no bimini available (both available on P950E)

BEDDING AND TOWELS

Pillow and duvet	4	5	7	7	6	10	12	5	4	7	7	6	9	12	6	4			
Cushions	-	-	-	-	-	-	-	4	2	-	4	2	-	4	2	-			
Linen and Towels	Linen and towels are provided for free accordingly to the number of the crew on board.																		

CROCKERY

Gas lighter	-	1	1	1	1	1	1	1	1	1	1	1	1	1	1	1	1	1	1
Dinner plates	6	8	10	10	8	10	12	8	8	8	10	8	8	12	8	6			
Soup plates	6	8	10	10	8	10	12	8	8	8	10	8	8	12	8	6			
Dessert plates	6	8	10	10	8	10	12	8	8	8	10	8	8	12	8	6			
Bowls	4	4	6	6	6	8	10	6	6	6	8	8	8	10	6	6			
Mugs	4	4	6	6	6	8	10	6	6	6	8	8	8	10	6	6			
Coffee cups	4	4	6	6	6	8	10	6	6	6	8	8	8	10	6	6			
Egg cups	4	4	6	6	6	8	10	6	6	6	8	8	8	10	6	6			
Wine glasses	4	5	7	7	6	10	12	3-5	4	7	7	6	8/9	12	6	6			
Water glasses	4	5	7	7	6	10	12	3-5	4	7	7	6	8/9	12	6	6			
Beer and shot glasses	Only in Germany and Holland																		
Table forks	6	8	10	10	8	10	12	8	8	8	10	8	8	12	8	6			
Table knife	6	8	10	10	8	10	12	8	8	8	10	8	8	12	8	6			
Table spoons	6	8	10	10	8	10	12	8	8	8	10	8	8	12	8	6			
Coffee spoons	6	8	10	10	8	10	12	8	8	8	10	8	8	12	8	6			

KITCHEN EQUIPMENT

	P950E	P935	P935W	P107W	P1106	P120R E300	P1260R	P1500R	P1020FB	P1022FB	E400	P1165FB	P1180FB	E600	E700	P1400FB E500	P1500FB	L'Inessen	NCF
Pressure cooker	1 supplied except for Germany																		
Kettle	1	1	1	1	1	1	1	1	1	1	1	1	1	1	1	1	1	1	1
Saucepans	3	3	3	3	4	4	4	2	2	4	4	4	4	4	4	4	2	3	
Lid	1	1	1	1	1	1	1	1	1	1	1	1	1	1	1	1	1	1	1
Frying pan	1	1	1	1	2	2	2	2	2	2	2	2	2	2	2	2	2	2	2
Backing dish	1	1	1	1	1	1	1	1	1	1	1	1	1	1	1	1	1	1	1
Salad bowl	2	2	2	2	2	2	2	2	2	2	2	2	2	2	2	2	2	2	2
Bread knife	1	1	1	1	1	1	1	1	1	1	1	1	1	1	1	1	1	1	1
Kitchen knife	2	2	2	2	2	2	2	2	2	2	2	2	2	2	2	2	2	2	2
Carving knife	1	1	1	1	1	1	1	1	1	1	1	1	1	1	1	1	1	1	1
Oyster knife	Only in Brittany and South of France																		
Cork screw	1	1	1	1	1	1	1	1	1	1	1	1	1	1	1	1	1	1	1
Scissors	1	1	1	1	1	1	1	1	1	1	1	1	1	1	1	1	1	1	1
Tin opener	1	1	1	1	1	1	1	1	1	1	1	1	1	1	1	1	1	1	1
Universal opener	1	1	1	1	1	1	1	1	1	1	1	1	1	1	1	1	1	1	1
Vegetable peeler	1	1	1	1	1	1	1	1	1	1	1	1	1	1	1	1	1	1	1
Grater	1	1	1	1	1	1	1	1	1	1	1	1	1	1	1	1	1	1	1
Whisk	1	1	1	1	1	1	1	1	1	1	1	1	1	1	1	1	1	1	1
Ladle	1	1	1	1	1	1	1	1	1	1	1	1	1	1	1	1	1	1	1
Metal spatula	1	1	1	1	1	1	1	1	1	1	1	1	1	1	1	1	1	1	1
Big spoon	1	1	1	1	1	1	1	1	1	1	1	1	1	1	1	1	1	1	1
Salad servers	1	1	1	1	1	1	1	1	1	1	1	1	1	1	1	1	1	1	1
Salad spinner	1 (except for Germany)																		
Sieve	1	1	1	1	1	1	1	1	1	1	1	1	1	1	1	1	1	1	1
Bread basket	1	1	1	1	1	1	1	1	1	1	1	1	1	1	1	1	1	1	1
Italian coffee pot	In Italy																		
French press	1 (except for Germany)																		
Flask thermos	2	2	2	2	2	2	2	2	2	2	2	2	2	2	2	2	2	2	-
Holder for coffee filter	1	1	1	1	1	1	1	1	1	1	1	1	1	1	1	1	1	1	-
Tea pot	1	1	1	1	1	1	1	1	1	1	1	1	1	1	1	1	1	1	1
Tea strainer	1	1	1	1	1	1	1	1	1	1	1	1	1	1	1	1	1	1	1
Cutting board	1	1	1	1	1	1	1	1	1	1	1	1	1	1	1	1	1	1	1
Table mats	2	2	2	2	2	2	2	2	2	2	2	2	2	2	2	2	2	2	-
Oval dish	1	1	1	1	1	1	1	1	1	1	1	1	1	1	1	1	1	1	1
Measuring cup	1	1	1	1	1	1	1	1	1	1	1	1	1	1	1	1	1	1	1
Dish towels	2	2	2	2	3	4	4	3	3	4	4	4	4	4	4	4	3	2	
Tray	1	1	1	1	1	1	1	1	1	1	1	1	1	1	1	1	1	1	1

THE EUROPA FLEET

EQUIPMENT

- Hair dryer
- Coffee machine
- Plaid (in Germany)
- Bimini
- Cooling bar on the sun deck (only E400 & E600)
- Bathing platform with outside shower (hot and cold water)
- Fly / mosquito screens on cabin windows (only E400 & E600)
- TV screen and CD/DVD player
- Multiple socket outlet

EUROPA 700 SPECIFIC FEATURES

- Bow and stern thrusters with joystick control
- Back up camera with a monitor on the inside cockpit



